








































































	9.501.200.005	WIDTH ADAPTION PART 1.3 TO 0.7M
	9.501.200.006	WIDTH ADAPTION PART 0.7 TO 1.3M
	9.501.200.010	8-RUNG FRAME 1300
	9.501.200.012	8-RUNG FRAME 690
	9.501.200.020	4-RUNG FRAME 1300
	9.501.200.022	4-RUNG FRAME 690
	9.501.200.025	2-RUNG FRAME 1300
	9.501.200.026	2-RUNG FRAME 690
	9.501.200.030	HORIZONTAL 2.5 M.
	9.501.200.040	HORIZONTAL 3.1 M.
	9.501.200.041	DIAGONAL 1.8 M. MOBILE SCAFFOLD RUNG 1 - 4
	9.501.200.042	HORIZONTAL 1M (FOR SCAFFOLDING TROLLEY)
	9.501.200.043	DIAGONAL FOR 1.8 M. MOBILE SCAFFOLD, RUNG 1-7
	9.501.200.044	DIAGONAL FOR 2.5 M. MOBILE SCAFFOLD, RUNG 1-6















	9.501.200.045	DIAGONAL FOR 3.1 M. MOBILE SCAFFOLD, RUNG 1-6
	9.501.200.048	HORIZONTAL DIAGONAL FOR MOBILE SCAFFOLD 1.8 x 0.7 M.
	9.501.200.049	HORIZONTAL DIAGONAL FOR MOBILE SCAFFOLD 1.8 x 1.3 M.
	9.501.200.050	HORIZONTAL DIAGONAL FOR MOBILE SCAFFOLD. 2.5 x 1.3 M.
	9.501.200.052	HORIZONTAL DIAGONAL FOR MOBILE SCAFFOLD 2.5 x 0.7 M.
	9.501.200.054	HORIZONTAL DIAGONAL FOR MOBILE SCAFFOLD 3.1 x 0.7 M.
	9.501.200.056	DIAGONAL FOR 2.5 M. MOBILE SCAFFOLD, RUNG 1-7
	9.501.200.057	DIAGONAL FOR 1.8 M. MOBILE SCAFFOLD, RUNG 1-6
	9.501.200.058	HORIZONTAL FOR 1.8 M. MOBILE SCAFFOLD
	9.501.200.059	DIAGONAL FOR 2.5 M. MOBILE SCAFFOLD, RUNG 1-4
	9.501.200.070	DIAGONAL FOR 2.5 M. MOBILE SCAFFOLD, RUNG 1-3
	9.501.200.071	DIAGONAL FOR 2.5 M. MOBILE SCAFFOLD, RUNG 1-5
	9.501.200.072	DIAGONAL FOR 1.8 M. MOBILE SCAFFOLD, RUNG 1-3
	9.501.200.073	DIAGONAL FOR 1.8 M. MOBILE SCAFFOLD, RUNG 1-5















	9.501.200.080	TOEBOARD 2500
	9.501.200.086	TOEBOARD 1785
	9.501.200.090	TOEBOARD 1300
	9.501.200.092	TOEBOARD 690
	9.501.200.109	WALK-THROUGH FRAME 1.3 M.
	9.501.200.110	TOWER PEDESTRIAN FRAME 1.3 M. MOBILE SCAFFOLD
	9.501.200.118	WALK-THROUGH FRAME 0.7 M.
	9.501.200.120	2-RUNG GUARDRAIL FRAME 1.3 M.
	9.501.200.122	2-RUNG GUARDRAIL FRAME 0.7 M.
	9.501.200.125	STAIRWAY GUARDRAIL FRAME
	9.501.200.132	WALK-THROUGH FRAME 0.7 M.
	9.501.200.180	TOEBOARD 2500 (ALUMINIUM)
	9.501.200.186	TOEBOARD 1785 (ALUMINIUM)
	9.501.200.190	TOEBOARD 1300 (ALUMINIUM)

	9.501.200.192	TOEBOARD 690 (ALUMINIUM)
	9.501.200.220	5-RUNG FRAME 1300
	9.501.200.222	5-RUNG FRAME 690
	9.501.200.223	7-RUNG FRAME 690
	9.501.200.224	7-RUNG FRAME 1300
	9.501.200.225	6-RUNG FRAME 1300
	9.501.200.226	6-RUNG FRAME 690
	9.501.200.320	3-RUNG FRAME 1300
	9.501.200.322	3-RUNG FRAME 690
	9.501.200.685	STUCO PLATFORM 1085
	9.501.200.753	BALLAST (15KG) HOLDER
	9.501.200.816	GUARDRAIL POST
	9.501.200.820	BASE FRAME DE-ICING SCAFFOLD
	9.501.310.010	PLATFORM 1.8 M.











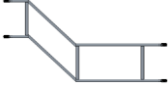
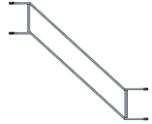


	9.501.310.015	TRAPDOOR PLATFORM 1.8 M.
	9.501.310.020	PLATFORM 2.5 M.
	9.501.310.025	TRAPDOOR PLATFORM 2.5 M.
	9.501.310.030	PLATFORM 3.1 M.
	9.501.310.035	TRAPDOOR PLATFORM 3.1 M.
	9.501.311.010	PLATFORM LIGHT 1.8 M.
	9.501.311.015	TRAPDOOR PLATFORM LIGHT 1.8 M.
	9.501.311.020	PLATFORM LIGHT 2.5 M.
	9.501.311.025	TRAPDOOR PLATFORM LIGHT 2.5 M.
	9.501.311.030	PLATFORM LIGHT 3.1 M.
	9.501.311.035	TRAPDOOR PLATFORM LIGHT 3.1 M.
	9.501.316.010	FOLDING SCAFFOLD / CR-PLATFORM 1.8 M.
	9.501.316.015	FOLDING SCAFFOLD / CR-TRAPDOOR PLATFORM 1.8 M.
	9.501.316.020	FOLDING SCAFFOLD / CR-PLATFORM 2.5 M.















	9.501.316.025	FOLDING SCAFFOLD / CR-TRAPDOOR PLATFORM 2.5 M.
	9.501.316.050	FOLDING SCAFFOLD / CR-PLATFORM 1.8 NARROW
	9.501.316.060	FOLDING SCAFFOLD / CR-PLATFORM 2.5 NARROW
	9.501.320.027	TRAPDOOR PLATFORM 2.5 M. WITH LADDER
	9.501.320.037	TRAPDOOR PLATFORM 3.1 M. WITH LADDER
	9.501.330.015	STAIRWAY PLATFORM 1.8 M.
	9.501.330.025	STAIRWAY PLATFORM 2.5 M.
	9.501.330.035	STAIRWAY PLATFORM 3.1 M.
	9.501.340.010	BRACKET PLATFORM 1.8 M.
	9.501.340.020	BRACKET PLATFORM 2.5 M.
	9.501.340.030	BRACKET PLATFORM 3.1 M.
	9.501.410.100	ADJUSTABLE OUTRIGGER 1.3 M. SMALL
	9.501.410.135	OUTRIGGER COUPLING
	9.501.410.160	SECURING CLIP SYNTHETIC




	9.501.410.162	SECURING PIN
	9.501.410.163	SECURING PIN
	9.501.420.100	ADJUSTABLE OUTRIGGER LARGE
	9.501.430.100	EXTRA LARGE OUTRIGGER
	9.501.430.200	SMALL NON ADJUSTABLE OUTRIGGER
	9.501.430.210	LARGE NON ADJUSTABLE OUTRIGGER
	9.501.460.010	ELBOW-OUTRIGGER SMALL 1.3 M.
	9.501.470.010	ELBOW-OUTRIGGER LARGE
	9.501.480.020	BALLAST 15KG WITH COUPLING
	9.501.490.010	ROOFING FRAME
	9.501.490.035	ALUMINIUM ANCHOR 0.6M
	9.501.490.040	ALUMINIUM ANCHOR 1.6M
	9.501.510.010	JACK AND CASTOR WHEEL, BLACK RUBBER
	9.501.510.050	JACK AND CASTOR WHEEL, YELLOW SYNTHETIC, 750KG















	9.501.510.071	JACK AND CASTOR WHEEL, YELLOW SYNTHETIC
	9.501.520.010	JACK AND BASE PLATE
	9.501.530.030	HORIZONTAL 2.5 M. WITH COUPLINGS
	9.501.530.040	HORIZONTAL 3.1 M. WITH COUPLINGS
	9.501.530.058	HORIZONTAL 1.8 M. WITH COUPLINGS
	9.501.600.020	GUARDRAIL-DIAGONAL 2.5 M. (RUNG 1-11)
	9.501.600.022	GUARDRAIL-DIAGONAL 3.1 M. (RUNG 1-13)
	9.501.600.025	Z-GUARDRAIL DIAGONAL 2.5 M. WITH COUPLINGS FOR STAIRS
	9.501.600.035	Z-GUARDRAIL DIAGONAL 3.1 M. WITH COUPLINGS FOR STAIRS
	9.501.600.045	Z-GUARDRAIL DIAGONAL 1.8 M. WITH COUPLINGS FOR STAIRS
	9.501.600.130	Z-DIAGONAL 2.5 M. WITH COUPLINGS
	9.501.600.140	Z-DIAGONAL 3.1 M. WITH COUPLINGS
	9.501.600.145	GUARDRAIL DIAGONAL (1-11 RUNG) FOR 1.8 M.
	9.501.600.158	Z-DIAGONAL 1.8 M. WITH COUPLINGS












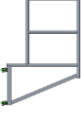




	9.501.600.230	Z-DIAGONAL 2.5 M. WITH CLAWS
	9.501.600.240	Z-DIAGONAL 3.1 M. WITH CLAWS
	9.501.600.258	Z-DIAGONAL 1.8 M. WITH CLAWS
	9.501.600.315	MIDDLE GUARDRAIL STAIRWAY 1.8M
	9.501.600.325	MIDDLE GUARDRAIL STAIRWAY 2.5M
	9.501.600.340	MIDDLE GUARDRAIL STAIRWAY 3.1M
	9.501.600.370	STAIRWAY 2.5 M. RUNG 1 - 8
	9.501.600.390	STAIRWAY 3.1 M. RUNG 1 - 8
	9.501.600.400	STAIRWAY GUARDRAIL 2.5 M.
	9.501.600.410	STAIRWAY 0.75M
	9.501.600.420	Z-GUARDRAIL 2.5M. RUNG 1 - 4
	9.501.600.430	Z-GUARDRAIL 2.5M. RUNG 1 - 8
	9.501.600.440	INNER-GUARDRAIL SMALL
	9.501.600.450	INNER-GUARDRAIL LARGE















	9.501.600.460	GUARDRAIL WITH EXIT
	9.501.600.470	INNER-GUARDRAIL
	9.501.720.001	FOLDING SCAFFOLD GUARDRAIL FRAME 0.7 M.
	9.501.720.002	FOLDING SCAFFOLD GUARDRAIL FRAME 1.3 M.
	9.501.720.053	LOSE PIN
	9.501.720.055	BACKSIDE FRAME 1785
	9.501.720.120	CHICO CASTOR WHEEL + BRAKE
	9.501.720.150	CHICO CASTOR WHEEL + BRAKE RUBBER
	9.501.750.110	STUCO BACKSIDE FRAME 1085
	9.501.750.200	STUCO 4-RUNG FRAME WITH CASTOR WHEELS
	9.501.770.010	FOLDY FOLDING SCAFFOLD FRAME 1.8 x 0.7 M.
	9.501.770.020	FOLDY FOLDABLE SCAFFOLD FRAME 2.5 x 0.7 M.
	9.501.770.030	FOLDY FOLDABLE SCAFFOLD FRAME 1.8 x 1.3 M.
	9.501.770.040	FOLDY FOLDABLE SCAFFOLD FRAME 2.5 x 1.3 M.















	9.501.770.060	FOLDING GUARDRAIL 0.7 X 1.8 M.
	9.501.770.100	FOLDY OUTRIGGER LARGE
	9.501.770.105	FOLDY OUTRIGGER SMALL
	9.501.790.200	AMIGO TOEBOARDSET (FOLDABLE)
	9.501.790.312	AMIGO TRAPDOOR PLATFORM 1.2 M.
	9.501.790.410	AMIGO OUTRIGGER (ADJUSTABLE)
	9.501.790.720	AMIGO BACKSIDE FRAME 1.2 M.
	9.501.800.013	DOUBLE GUARDRAIL 1.3 M.
	9.501.800.030	DOUBLE GUARDRAIL 2.5 M.
	9.501.800.050	DOUBLE GUARDRAIL 3.1 M.
	9.501.800.058	DOUBLE GUARDRAIL 1.8 M.
	9.501.800.080	ACCESSORY FOR TOEBORD HOLDER
	9.501.800.087	TOEBOARD HOLDER (YELLOW)
	9.501.800.089	MODULO TOEBOARD HOLDER (YELLOW)

	9.501.800.145	END-GUARDRAIL 0.37 M. HANGING
	9.501.800.180	MOBILE GUARD 1.8 M.
	9.501.800.205	MAXI SPAN FRAME CONNECTOR
	9.501.800.210	MAXI SPAN PLATFORM SUPPORT
	9.501.800.250	MOBILE GUARD 2.5 M.
	9.501.800.300	WALL ANCHOR / DISTANCE HOLDER
	9.501.800.310	MOBILE GUARD 3.1 M.
	9.501.800.330	WALL ANCHOR ST 1.0M
	9.501.800.340	EYEBOLT
	9.501.800.935	SWIVEL COUPLING STEEL 51-51 MM
	9.501.800.941	BARRIER FRAME (ROOF EDGE PROTECTION)
	9.501.800.955	GUARDRAIL CONNECTOR (ROOF EDGE PROTECTION)
	9.501.800.960	CANTILEVER WEIGHT 15KG
	9.501.800.975	GUARD RAIL DOOR (ROOF EDGE PROTECTION)





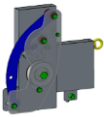









	9.501.800.983	GUARDRAIL TUBE (ROOF EDGE PROTECTION)
	9.501.801.180	SAFE GUARD 1.8 M.
	9.501.801.250	SAFE GUARD 2.5 M.
	9.501.801.310	SAFE GUARD 3.1 M.
	9.501.900.030	DOUBLE GUARDRAIL 2.5 M. WITH COUPLINGS
	9.501.900.031	HORIZONTAL 2.5 M. WITH 1 COUPLING
	9.501.900.050	DOUBLE GUARDRAIL 3.1 M. WITH COUPLINGS
	9.501.900.051	HORIZONTAL 3.1 M. WITH 1 COUPLING
	9.501.900.058	DOUBLE GUARDRAIL 1.8 M. WITH COUPLINGS
	9.501.902.040	DIAGONAL 3.1 M. TOWER, 1-8
	9.501.902.041	DIAGONAL 3.1 M. TOWER, 1-4
	9.501.902.043	DIAGONAL 3.1 M. TOWER, 1-5
	9.501.902.050	HORIZONTAL-DIAGONAL FOR 3.1 X 1.3 M.
	9.501.902.056	DIAGONAL 3.1 M. TOWER, 1-7















	9.501.902.080	TOEBOARD 3052
	9.501.902.180	TOEBOARD 3052 (ALUMINIUM)
	9.501.903.029	END GUARDRAIL 365
	9.501.903.035	END GUARDRAIL 690
	9.501.903.039	HORIZONTAL 0.7 M.
	9.501.903.040	END GUARDRAIL 0.7 M.
	9.501.903.050	WALL SCAFFOLD GUARDRAIL POST
	9.501.903.060	STAGE GUARDRAIL POST
	9.501.903.070	DISMOUNTABLE COUPLER
	9.501.903.080	PULL-OUT BRACKET
	9.501.903.139	PAINTER'S SCAFFOLD GUARDRAIL-POST
	9.501.903.143	CHAIN FOR 9501.903.139
	9.501.903.290	TOWER BRACKET 0.7 M. WITH COUPLINGS
	9.501.903.295	TOWER BRACKET 0.3 M. MOBILE SCAFFOLD




	9.501.904.010	PLATFORM CARRYING BEAM 2.5 M.
	9.501.904.015	PLATFORM CARRYING BEAM 2.5 M (HEAVY) WITH CLAWS
	9.501.904.020	PLATFORM CARRYING BEAM 3.1 M.
	9.501.904.025	PLATFORM CARRYING BEAM 3.1 M (HEAVY) WITH CLAWS
	9.501.904.030	PLATFORM CARRYING BEAM 1.8 M.
	9.501.904.035	PLATFORM CARRYING BEAM 1.8 M (HEAVY) WITH CLAWS
	9.501.905.010	DORMER SCAFFOLD FRAME
	9.501.905.015	DORMER SCAFFOLD FRAME CR
	9.501.905.020	DORMER SCAFFOLD END GUARDRAIL
	9.501.905.030	DORMER SCAFFOLD SUPPORT ROL
	9.501.906.030	STAIR CR TRUCK/DE-ICING SCAFFOLD
	9.501.913.005	RIDGE FRAME CHIMNEY SCAFFOLD 2023
	9.501.913.010	BASE FRAME CHIMNEY SCAFFOLD 2023
	9.501.913.015	EXTENSION PIECE CHIMNEY SCAFFOLD 2023

	9.501.913.020	SUPPORTING BRACE CHIMNEY SCAFFOLD 2023
	9.501.916.021	WINDOW SCAFFOLD CONSOLE
	9.501.916.025	TOP BAR FLOORFRAME
	9.501.916.031	SUPPORT BAR FLOORFRAME 2.5 M.
	9.501.916.041	SUPPORT BAR FLOORFRAME 3.1 M.
	9.501.916.059	SUPPORT BAR FLOORFRAME 1.8 M.
	9.501.916.068	CEILING SUPPORT 2120 - 2500 MM
	9.501.920.072	U-GUARDRAIL DE-ICING SCAFFOLD
	9.501.925.005	STAIRWAY SCAFFOLD BASE FRAME
	9.501.925.010	STAIRWAY SCAFFOLD SUPPORT 1
	9.501.925.015	STAIRWAY SCAFFOLD SUPPORT 2
	9.501.925.020	STAIRWAY SCAFFOLD SUPPORT 3
	9.501.925.025	STAIRWAY SCAFFOLD SUPPORT LEG
	9.501.925.030	STAIRWAY SCAFFOLD DIAGONAL



	9.501.925.035	STAIRWAY SCAFFOLD WALL SUPPORT
	9.501.970.005	END STOP SOLARLIFT
	9.501.970.010	GUIDE RAIL SOLARLIFT 2M
	9.501.970.015	GUIDE RAIL SOLARLIFT 1M
	9.501.970.020	HOIST WITH BRAKE SOLARLIFT
	9.501.970.030	LIFTING PLATFORM SOLARLIFT
	9.501.970.045	PLATFORM 2.5M SOLARLIFT
	9.501.970.050	ROPE FOR SOLARLIFT (PH 2-6M)
	9.501.970.051	ROPE FOR SOLARLIFT (PH 8M)
	9.501.970.052	ROPE FOR SOLARLIFT (PH 10M)
	9.501.970.053	ROPE FOR SOLARLIFT (PH 12M)
	9.502.200.400	GUARDRAIL 4.0 M.
	9.502.200.500	GUARDRAIL 5.0 M.
	9.502.310.040	PLATFORM 4.0 M.

	9.502.310.050	PLATFORM 5.0 M.
	9.502.310.060	STAGE 6.0 M.
	9.502.310.070	STAGE 7.0 M.
	9.502.310.075	STAGE 7.5 M.
	9501200030CR	HORIZONTAL 2.5 M. CR
	9501200040CR	HORIZONTAL 3.1 M. CR
	9501200043CR	DIAGONAL 1.8 M. TOWER, 1-7 CR
	9501200048CR	HORIZONTAL-DIAGONAL FOR 1.8 X 0.7 M. CR
	9501200049CR	HORIZONTAL-DIAGONAL FOR 1.8 X 1.3 M. CR
	9501200050CR	HORIZONTAL-DIAGONAL FOR 2.5 X 1.3 M. CR
	9501200052CR	HORIZONTAL-DIAGONAL FOR 2.5 X 0.7 M. CR
	9501200054CR	HORIZONTAL-DIAGONAL FOR 3.1 X 0.7 M. CR
	9501200056CR	DIAGONAL 2.5 M. TOWER, 1-7 CR
	9501200058CR	HORIZONTAL 1.8 M. CR

	9501902043CR	DIAGONAL 3.1 M. TOWER, 1-5 CR
	9501902050CR	HORIZONTAL-DIAGONAL FOR 3.1 X 1.3 M. CR
	9501902056CR	DIAGONAL 3.1 M. TOWER, 1-7 CR